



AFE
ARAB FEDERATION
OF EXCHANGES

MONTHLY REPORT

January 2021



@ArabFederationofExchanges



@AFE_Social



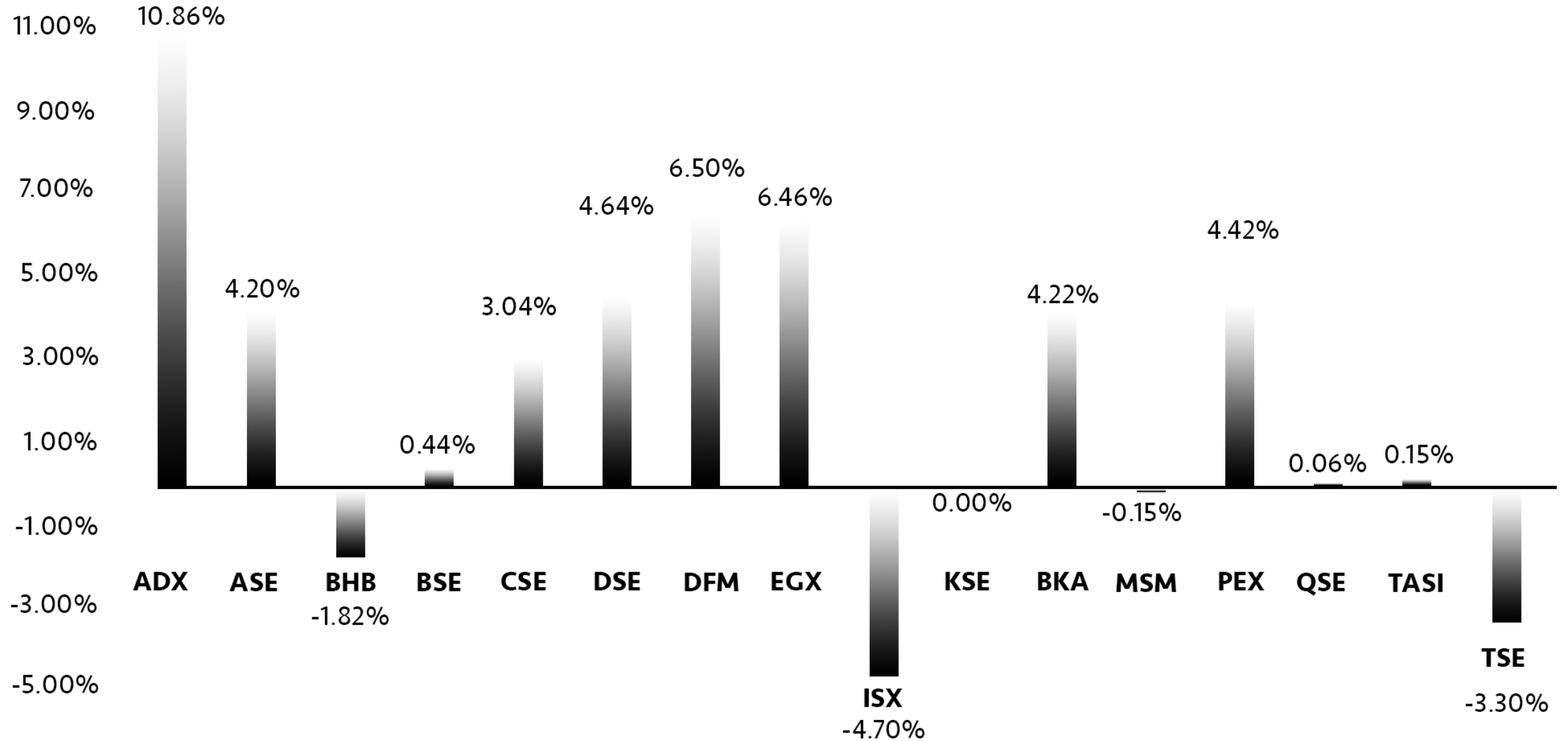
www.arab-exchanges.org

AFE Exchanges Indices

Main Indices						Secondary Indices				
Exchanges	Main Index	Close-January	Close-December	MTD Change	YTD Change	Second Index	Close-January	Close-December	MTD Change	YTD Change
ADX	ADI	5,593.48	5,045.31	10.86%	10.86%	-	-	-	-	-
ASE	ASE	1,726.82	1,657.22	4.26%	4.26%	ASE20	840.08	806.49	4.16%	4.16%
BHB	BASI	1,462.61	1,489.78	-1.82%	-1.82%	Bahrain Islamic Index	640.14	650.19	-1.55%	-1.55%
BSE	BLOM index	660.80	657.89	0.44%	0.44%	-	-	-	-	-
CSE	MASI	11,630.01	11,287.38	3.04%	3.04%	MADEX float	9,479.93	9,189.90	3.16%	3.16%
DSE	DWX	8,457.34	8,082.65	4.04%	4.04%	DLX	1,288.31	1,267.87	1.61%	1.61%
DFM	DFMGI	2,654.06	2,491.97	6.50%	6.50%	DFM Shari'a Index	1,647.17	1,567.75	5.07%	5.07%
EGX	EGX30	11,546.15	10,845.26	6.46%	6.46%	EGX70 EWI	2,355.74	2,145.15	9.82%	9.82%
ISX	ISX60	484,13	508.03	-4.70%	-4.70%	-	-	-	-	-
KSE	KSE30	18,254.48	18,254.50	0.00%	0.00%	-	-	-	-	-
BKA	BKA	5,780.03	5,546.04	4.22%	4.22%	BK Main Market	4,741.43	4,552.43	4.15%	4.15%
MSM	MSM30	3,653.22	3,658.77	-0.15%	-0.15%	MSM Shariah Index	531.33	523.60	1.48%	1.48%
PEX	Alquds	492.07	471.26	4.42%	4.42%	GENERAL	275.68	266.93	3.28%	3.28%
QSE	QE	10,442.01	10,435.96	0.06%	0.06%	QE All Share Index	3,100.32	3,199.41	-3.10%	-3.10%
Tadawul	TASI	8,702.55	8,689.53	0.15%	0.15%	NomuC	25,139.59	26,245.46	-4.21%	-4.21%
TSE	TUNINDEX	6,657.83	6,884.93	-3.30%	-3.30%	TUNINDEX20	2,863.27	2,975.25	-3.76%	-3.76%



Main Index Monthly Change



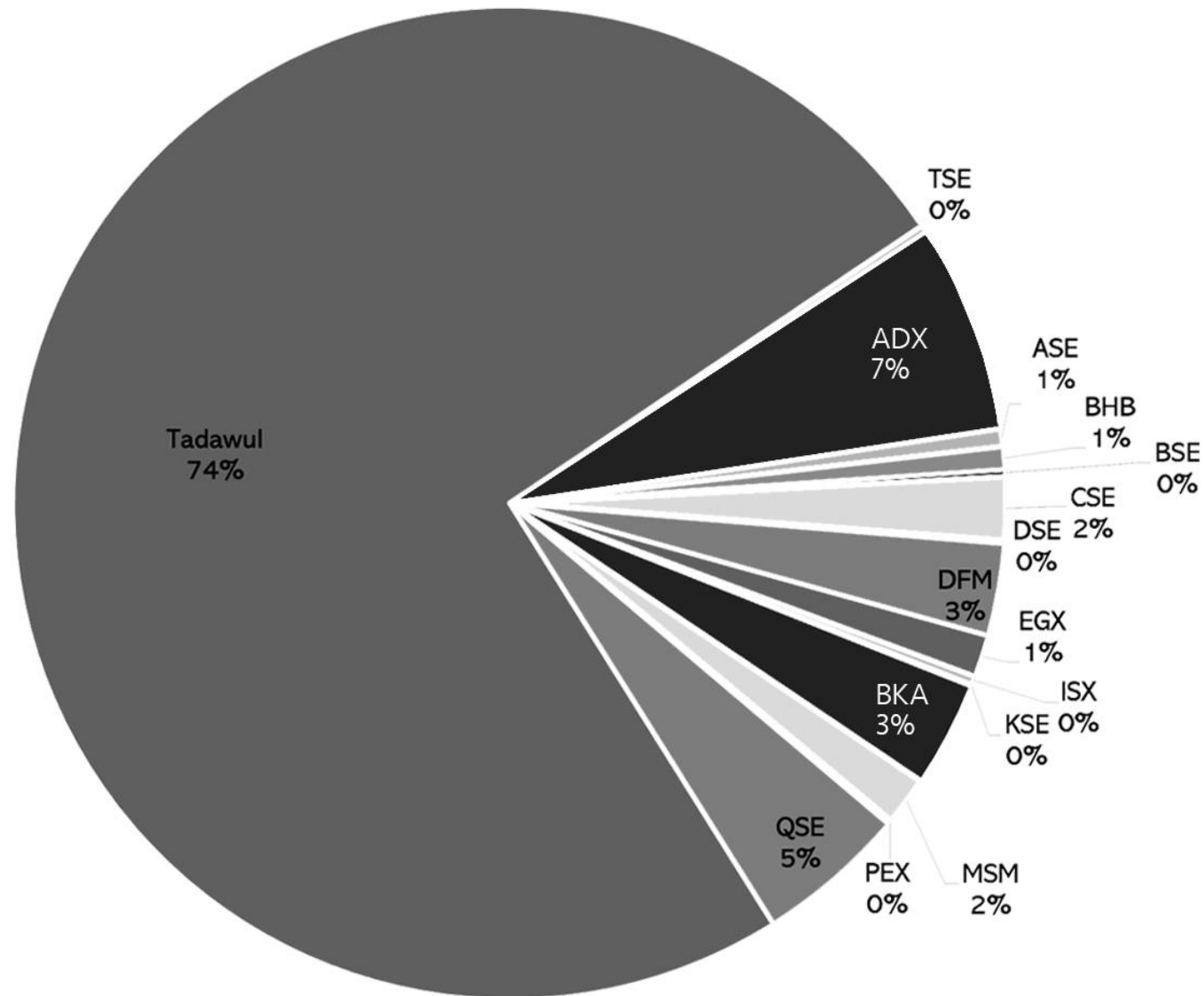


Market Activity

			Market Cap End of January		Market Cap End of December	% Change
	Total Value of Shares Traded (USD)	Total Volume	Local Currency	USD	USD	
ADX	2,780,380,732	2,314,836,823	805,371,525,014	219,297,896,532	202,201,455,104	8.46%
ASE	299,138,939	199,651,229	13,351,433,702	18,831,359,240	18,205,653,479	3.44%
BHB	44,091,301	122,668,542	9,108,043,868	24,159,267,555	24,608,102,684	-1.82%
BSE	2,373,929	170,734	6,746,331,418	6,746,331,418	6,723,666,931	0.34%
CSE	369,063,861	3,308,580,504	601,086,152,654	67,083,513,373	65,623,530,303	2.22%
DSE	2,505,946	1,413,104	1,514,052,998,493	2,952,614,166	2,821,585,780	4.64%
DFM	1,960,813,328	5,579,308,349	357,650,912,485	97,386,225,319	92,879,682,323	4.85%
EGX	4,189,193,433	11,141,484,443	696,756,086,007	44,236,305,429	41,422,177,719	6.79%
ISX	13,054,093	26,278,377,649	14,061,635,095,186	9,697,679,376	11,694,512,719	-17.07%
KSE	56,504,838	1,375,201	76,142,311,077	1,381,173,136	1,381,173,136	0.00%
BKA	2,788,723,563	6,050,969,209	33,627,246,037	110,991,107,614	105,875,951,944	4.83%
MSM	73,354,637	179,631,706	20,288,610,000	52,766,215,865	52,644,239,272	0.23%
PEX	28,655,275	14,304,223	3,563,216,517	3,563,216,517	3,446,913,516	3.37%
QSE	1,282,714,699	1,730,384,939	579,469,169,934	159,194,826,905	165,439,214,447	-3.77%
Tadawul	42,882,899,049	4,751,970,174	9,050,814,395,335	2,413,550,505,423	2,427,150,083,901	-0.56%
TSE	46,622,015	25,085,394	22,553,540,000	8,332,421,508	8,639,290,443	-3.55%
Total (Million USD)				3,240,170.66	3,230,757.23	0.29%



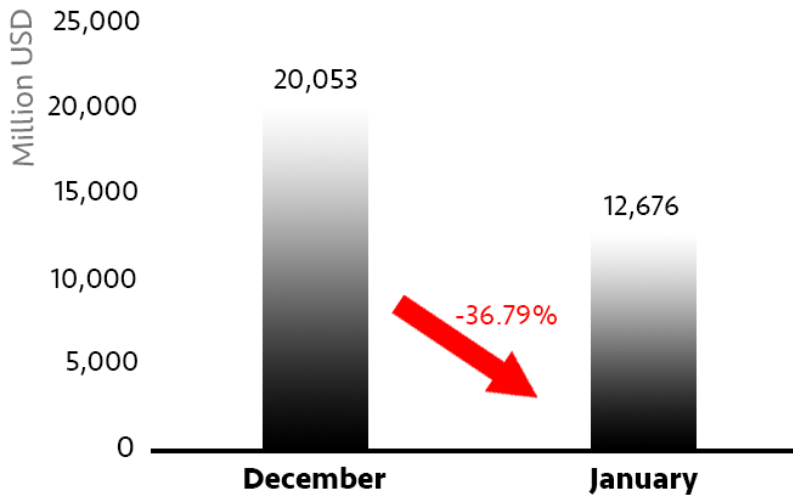
Total Market Cap



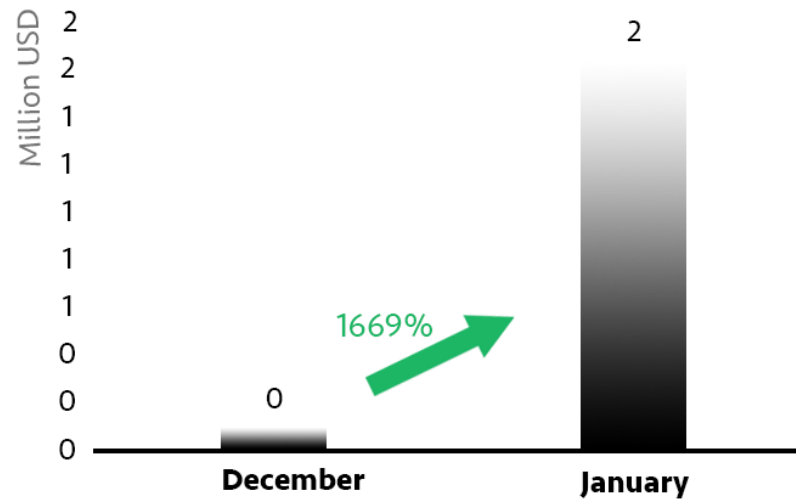
Derivates markets

Exchange	Trades	Volume	Turnover Value January (USD)	Turnover Value December (USD)	% Change
DFM	125	54,809	4,895,851	2,417,769	102.49%
DGCX	190,770	562,954	12,675,885,159	20,052,837,652	-36.79%
Tadawul	2	52	1,634,347	92,400	1668.77%

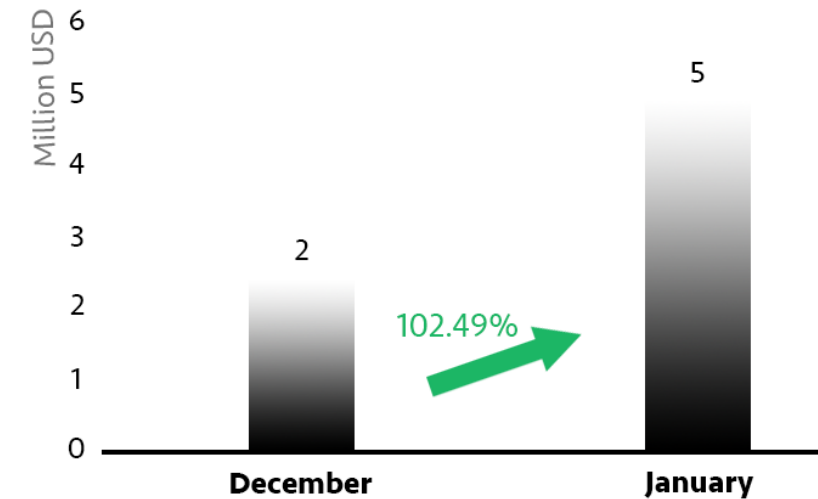
DGCX Traded Value



Tadawul Traded Value



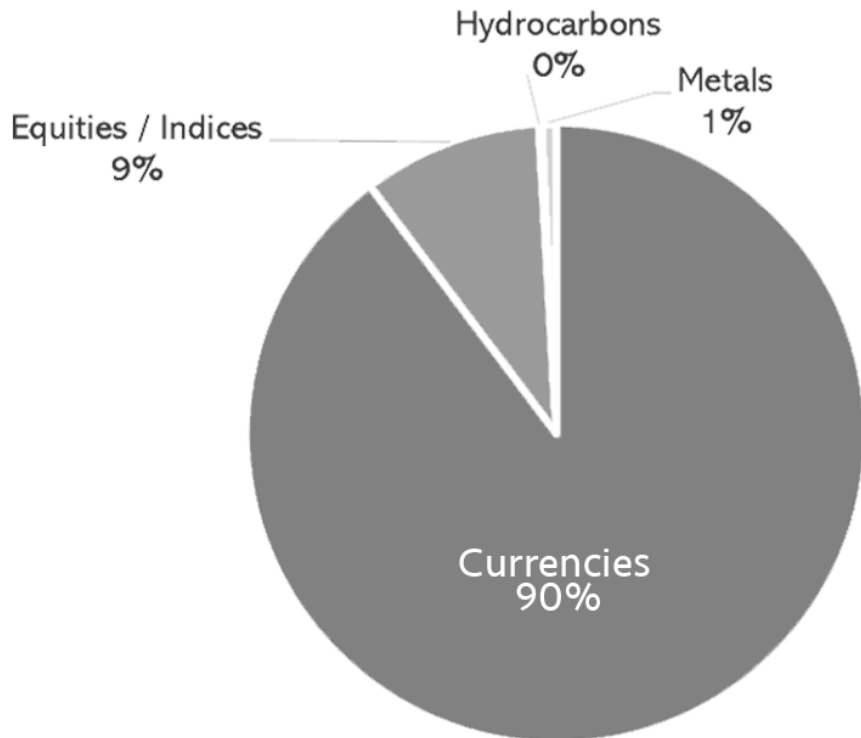
DFM Traded Value



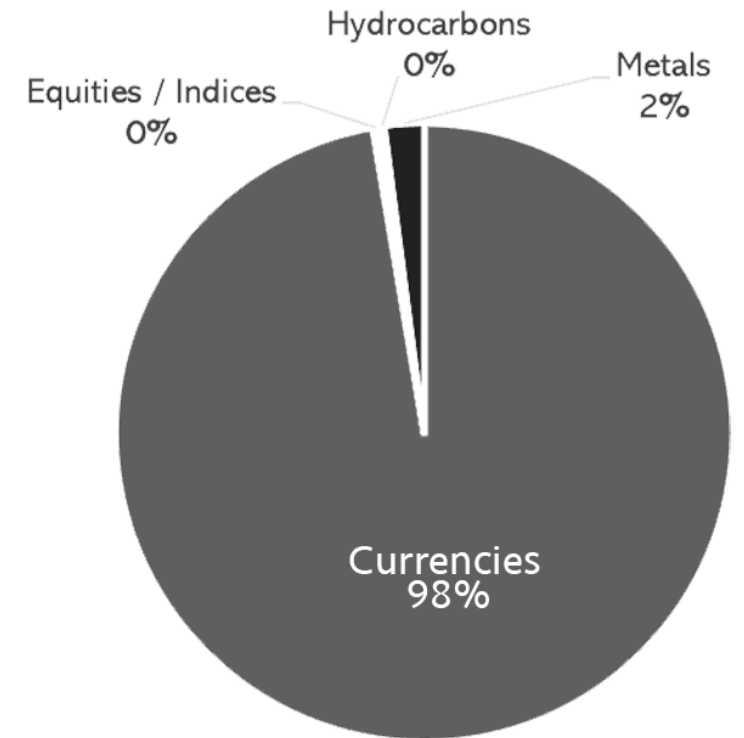
Trading Value - Trading Volume

	Currencies	Equities/Indices	Hydrocarbons	Metals
Trading Volume	554,270	57,905	669	4,941
Trading Value	12,344,859,498	40,722,815	36,285,750	260,547,294

Trading Volume



Trading Value



Bonds Traded - January 2021


Exchanges	Bonds Traded	Value Traded (USD)	Number of Bonds Traded
EGX	Treasury Bonds Traded	2,316,144,520	34,751,735
KSE	Sukuk Traded	56,416,205	5,787,738
MSM	Bonds and Sukuk Traded	2,630,315	570,868
QSE	Bonds Traded	354,395,604	129,000
Tadawul	Sukuk/Bonds Market Index	416,111,762	-

Bonds Issuance - January 2021

Exchange	New Issuance of Bank/Sukuk	Value (USD)
BHB	Government Development Bond - Issue 22	265,957,447
EGX	7 Treasury Bonds	2,835,483,993
MSM	TAKAFUL.OM.PER SUKUK	15,604,681
	Government Bond Issue 66	260,078,023
Tadawul	Sukuk and Bonds Listed	103,932,111,739



AFE
ARAB FEDERATION
OF EXCHANGES



- 38.3% Gulf
- 22.9% Iran
- 16.0% Turkey
- 10.5% Russia
- 4.9% Saudi Arabia
- 4.1% Southeast Asia
- 7.2% Other



research@arab-exchanges.org